

Week 6

Dear parents/ carers

Welcome to this week's online learning for reception. We have put all the learning in one document. Let us know if this is easier for you to look at. All the learning is done day by day. You should be able to find a worksheet or idea for an activity in the resources online organised by each day.

We have laid out the activities in a table so that you can have an idea of the sort of routine you might want to work out. Spread the activities out, repeat them as you see fit.

Children in Reception learn best through **PLAY**. It is important that while learning at home they are still provided with opportunities to play and learn through activities they enjoy. Reading and writing is important and there are lots of ideas and activities for the children to practise these skills but keep these sessions short and fun. Where possible link the writing to their interests, e.g. if they like cars they can draw and describe the car and think about where it will go.

Looking forward to seeing you again soon

Charlie and the reception team

Day	W/b 11.05.2020	Play activities	Phonics (30 mins) Please use RWI website for lessons at times below	High frequency words (5-10 mins)		Maths activities (15 mins)	Book activities (15-30 mins mins) <i>Mr Gumpy's Outing</i>
5	Friday 15 May	Treasure map adventure	9.30am - Set 1: qu	was	took		Create it! Retell the story by making story props
			10.00am - Set 2: oo- poo at the zoo				
Weekly Learning Challenge:							

Journeys Play Activity - Friday 15 May 2020

This week we will be exploring journeys across the ocean. Pirates sail across different oceans on their pirate ship, collecting treasure along the way. What do you know about pirates? You could listen to one of these stories to find out more.

'Pirates love underpants' https://www.youtube.com/watch?v=Vd8_Y1bEzA8 .

'Captain Firebeard;s School for Pirates' <https://www.teachwire.net/news/6-perfect-pirate-books-for-early-years>

Treasure map adventure

Hide your treasure chest somewhere in your home.



Create a treasure map that someone else can follow to find the treasure.

Dab a piece of paper with a teabag to create a stained effect. Leave to dry and tear the edges.

Draw a treasure map for your family to follow to find the treasure.

X marks the spot of the treasure.

What will they see on the way?

- A whale
- A ship
- Mountains
- Fish
- An island

Draw these things on the map.



Phonics

There are daily lessons for phonics on Ruth Miskin Training on YouTube.

Set 1 sounds - 9.30am.

Set 2 sounds - 10.00am

Each film is available on YouTube for 24 hours.



You can see the schedule for the weeks ahead if you click on the link below -

https://www.ruthmiskin.com/media/filer_public/1b/7d/1b7df13e-4381-4bb5-866b-ac0549394947/ss_after_easter1.pdf

Today's sounds are:



Set 1	Set 2
qu	oo – poo at the zoo

If you don't have access to YouTube find objects in your house that begin with the sound or have the sound in them.



qu – qu - qu - queen
Round her head, up past her earrings and down her hair

qu – i – z quiz
qu – i – t quit
qu – i – ck quick



oo – poo at the zoo

z – oo zoo
t – oo too
m – oo – d mood
p – oo – l pool
m – oo – n moon

High Frequency Words – Day 5

Children who know all Reception words should read **Year 1** words!
Learn one of these words each day! No longer than **10/15 minutes!**

Make it fun!

Write them onto paper and cut them up. **Hide them around your home.**
Ask your child to find certain words and bring them back to you.

Reception High Frequency Words	Year 1 High Frequency Words
you	had
am	ran
my	came
get	your
was	took

Play HFW Bingo! Write down some of the words onto a bingo grid and then read out the words. Can they find them?

I	up
we	the
it	go

Get your child to be the bingo caller and read out the words!

Look for and match HFWs in books!

Maths – Friday 15th May Patterns - continued

Maths Challenge Cards

The maths challenge cards are short activity ideas that can fit into your day and will help your child see maths as fun.

You can repeat each activity as many times as your child wants to. Feel free to change the ideas to suit your child's interests, what you have in your house and their current level of development. If your child wants to represent their thinking on paper let them do so in their own way. For example they might not want to write numbers, but they might want to draw to communicate their mathematical thinking.

We encourage you to share any ideas you have for maths challenges so that our collection of cards can grow and we can learn from one another.

This week we are going to carry on making more patterns.

Your challenge is to describe the pattern to your mum and dad or your siblings.

You can play a game and take turns to make different patterns and describe them to each other.

Today's challenge is to make a **SOUND PATTERN with objects!**

You will need to get some objects from around your house.

Here are some videos you might like to watch first to get an idea of how you can make patterns with different instruments and objects and also how to describe the patterns.....



<https://www.youtube.com/watch?v=58p6QtMYN1M>



<https://www.youtube.com/watch?v=QZc8sivp5yY>



https://www.youtube.com/watch?v=nNIRc_1E794

Now let's make some of your own patterns.

Don't worry if you don't have any music instruments at home – you can use anything to make a sound/music pattern with!



Book Activities – Create it!

This week our book of the week is *On the Way Home* by Jill Murphy.

It's all about a girl who has an accident and meets people along her journey home and tells them how it has happened.

What do you think will happen in this book?



Today let's create the story ourselves

Find a different place in your house and make a journey round the house, telling each part of the story. Which character will you meet? What will you do if they try to take you away?

Draw some simple pictures of what happens in your story and get mum or dad to write down your own version of the story.

Read through the story or listen to the video on YouTube.

<https://www.bing.com/videos/search?q=on+the+way+home+jill+murphy+youtube&docid=608043231388174962&mid=AF3495FD826D74B5013CAF3495FD826D74B5013C&view=detail&FORM=VIRE>

Or watch **Charlie** telling the story on the website!